

### Online Services: Using Google, Facebook & Twitter to Log in

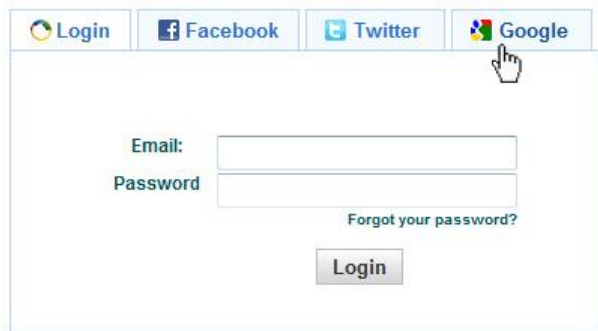
We've heard from several program participants about the inconvenience of the online services log in. We understand the challenge of requiring an additional login and then not saving those credentials. In an effort to make it easier for you, we will now allow participants to use [Google](#), [Facebook](#) or [Twitter](#) login credentials to access the site. This will require a couple of extra steps the first time you use this feature, but after that your username and password will be remembered.

Once you have successfully set up and logged in using your Google, Facebook or Twitter account you must contact NAS (please email Dallas Shelby at [dshelby@artstrategies.org](mailto:dshelby@artstrategies.org)) so that we can finalize the process and connect the login to your existing online services account.

If at any point you run into any trouble with this process, please email Dallas Shelby at the address listed above or call 571-482-5789.

#### **Google**


To log into the online services using your Google (or gmail) user name and password, [go to the online services login screen](#) and click on the "Google" tab.



This will present you the option to "Sign in with Google." Click that link.



If you are not already logged into you Google account, the following screen will pop up.



## Accounts

Nationalarts.brightideasandbox.com is asking for some information from your Google Account. To see and approve the request, sign in. [Learn more](#)

Sign in Google

Email

Password

Stay signed in

[Can't access your account?](#)

Enter your Google (or gmail) username and password. Check the "Stay signed in" box and then click "Sign in." This will take you to the online services home page.

If you are already logged into Google, the following screen will pop up.



Nationalarts.brightideasandbox.com is asking for some information from your Google Account **youremail@gmail.com**

- Email address: Your Name (youremail@gmail.com)

Remember this approval

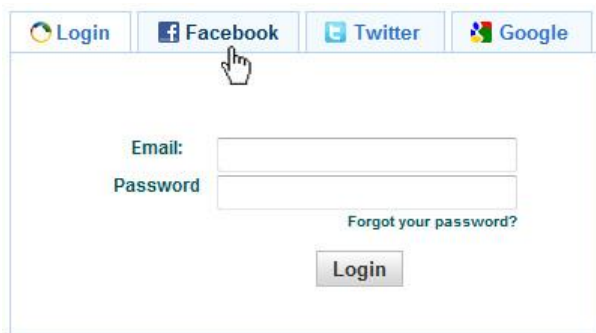
You can always change your Google Account approval settings.  
Nationalarts.brightideasandbox.com is not owned, operated, or controlled by Google or its owners. [Learn more](#)

Check the "Remember this approval" box and click "Allow." This will take you to the online services home page.

To finalize the process and connect your login to your existing online services account, you must send an email to [dshelby@artstrategies.org](mailto:dshelby@artstrategies.org) with your Google username.

## Facebook

To log into the online services using your Facebook user name and password, [go to the online services login screen](#) and click on the "Facebook" tab.



The screenshot shows the login page with four tabs: Login, Facebook, Twitter, and Google. The Facebook tab is selected, and a mouse cursor is pointing at it. Below the tabs are input fields for Email and Password, a "Forgot your password?" link, and a "Login" button.

This will present you the option to "Use Facebook to log in." Click the "Connect" button.



The screenshot shows the login page with the Facebook tab selected. The text "Use Facebook to log in." is displayed in the center, and a "Connect" button with the Facebook logo is below it.

If you are already logged into Facebook, the following screen will pop up. Click "Yes" if the name is correct.



The screenshot shows a dialog box titled "F Connect" with the text: "You are currently logged into Facebook as **Your Name**. Would you like to continue using this account?" Below the text are three buttons: "Yes", "No", and "Login using a different account".

If you are not already logged into Facebook, the following screen will pop up. Enter your Facebook user name and password. Check the box marked "Keep me logged in," then click "Log In."

**f Facebook Login**

Log in to use your Facebook account with Brightidea.

Email:

Password:

Keep me logged in

[Forgot your password?](#)

[Sign up for Facebook](#) **Log In**

If you are already logged into Facebook, this screen will also pop up.

**f Request for Permission**

Brightidea is requesting permission to do the following:

 **Access my basic information**  
Includes name, profile picture, gender, networks, user ID, list of friends, and any other information I've made public



Brightidea

[Report App](#)

Logged in as Your Name · [Log Out](#) **Allow**

Click the "Allow" button. The following screen will pop up.

**F Connect** ✕

Create a new Brightidea account.

Link to existing Brightidea account.

Email:

Password:

Check the "Link to existing Brightidea account." box and enter in your existing online services email and password. (This will be the last time you will have to enter this information.) Then click the "Login" button. This will take you to the online services home page.

**To finalize the process and ensure the connection to your existing online services account, you must send an email to [dshelby@artstrategies.org](mailto:dshelby@artstrategies.org) with your Facebook username.**

## **Twitter**

To log into the online services using your Twitter user name and password, [go to the online services login screen](#) and click on the "Twitter" tab.



The screenshot shows a login interface with four tabs at the top: "Login", "Facebook", "Twitter", and "Google". The "Twitter" tab is selected, and a mouse cursor is pointing at it. Below the tabs, there are two input fields labeled "Email:" and "Password:". To the right of the "Password" field is a link that says "Forgot your password?". Below these fields is a "Login" button.

This will present you the option to "Sign in with twitter." Click that button.



The screenshot shows the same login interface as the previous one, but with the "Twitter" tab selected. Below the tabs, the text "Use Twitter to Login" is displayed. Below this text is a button that says "Sign in with twitter".

If you are not already logged into Twitter, the following screen will pop up.

You can use your Twitter account to sign in to other sites and services.  
By signing in here, you can use Brightidea without sharing your Twitter password.

## Authorize Brightidea to use your account?

This application **will be able to:**

- Read Tweets from your timeline.
- See who you follow.



[Forgot your password?](#)

**Sign In**

Cancel

This application **will not be able to:**

- Follow new people.
- Update your profile.
- Post Tweets for you.
- Access your direct messages.
- See your Twitter password.



**Brightidea**

By Brightidea Inc  
www.brightidea.com

Brightidea Inc

[← Cancel, and return to app](#)

You can revoke access to any application at any time from the [Applications tab](#) of your Settings page.  
By authorizing an application you continue to operate under [Twitter's Terms of Service](#). In particular, some usage information will be shared back with Twitter. For more, see our [Privacy Policy](#).

Enter your Twitter user name and password. Then click "Sign In." This will take you back to the login page and will present the following message.

If you are already logged into Twitter, this message will appear.



Your Twitter account has been verified. Please enter an email for your WebStorm account.

Email

Submit

Enter your work email address (the address where you receive online services notifications) and click the "Submit" button. The following message will appear.



Please check your email youraddy@institution.org to continue registration.

Check your email inbox. You should have received a message from [jrosenberg@artstrategies.org](mailto:jrosenberg@artstrategies.org) with a link. Click on this link to complete your setup and you will be redirected to the online services home page.

**To finalize the process and connect your login to your existing online services account, you must send an email to [dshelby@artstrategies.org](mailto:dshelby@artstrategies.org) with your Twitter username.**